

PGF32I-1



Product Family	Hob
Built-in type	Ultra-low profile
Dimensions	30 cm
Power supply	Electric
Type	Induction
EAN code	8017709161941



Aesthetics



Aesthetic	Classica
Colour	Stainless steel
Finishing	Satin
Material	Stainless Steel
Type of steel	Brushed
Frame	Yes
Type of control setting	Control knobs
Control knob position	Front
No. of controls	2
Controls colour	Steel effect
Serigraphy colour	Black

Programme / Functions

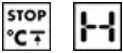
Total no. of cook zones	2
No. of induction cook zones	2

Options



Worktop Cut-Out	494x292 mm	Control Lock / Child Safety	Yes
-----------------	------------	-----------------------------	-----

Technical Features



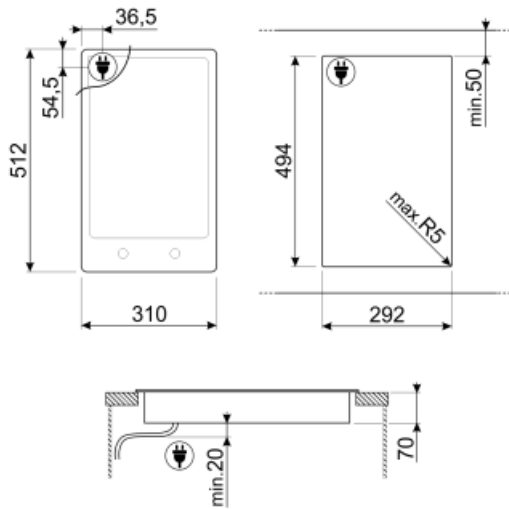
Front-centre - Induction - Single - 1.40 kW - Booster 2.20 kW - Ø 14.5 cm

Rear-centre - Induction - Single - 1.80 kW - Booster 3.00 kW - Ø 21.0 cm

Automatic setting according to pan dimension	Yes	Automatic switch off when overheat	Yes
pan detection	Yes	Residual heat indicator	Yes
Minimum pan diameter indication	Yes	Protection against accidental start up	Yes

Electrical Connection

Electrical connection rating (W)	3500 W	Type of electric cable installed	Yes, Single phase
Current	16 A	Frequency (Hz)	50/60 Hz
Voltage (V)	220-240 V	Power supply cable length	120 cm



Not included accessories



LGPGF-1

Aluminium connecting strip for PGF



SCRP







Non-scratch hob scraper - suitable for induction and ceramic hobs

6MP1PGF

6 Linea knobs for PGF hobs



Symbols glossary (TT)

- | | | | |
|--|---|---|--|
|  | Ultra-low profile: Installation of product with flat edge - height of 1 mm. |  | Child lock: some models are fitted with a device to lock the programme/cycle so it cannot be accidentally changed. |
|  | Overheat protection: The safety system that automatically turns off the hob in case of overheating of the control unit. |  | Induction: The work of these hobs is based on the principle of electromagnetic induction. The heat is generated directly in the bottom of the pan during its contact with the hob. |
|  | Indication of residual heat: After the glass ceramic hob is switched off the residual heat indicator shows which of the heating zones still remains hot. When the temperature drops below 60 ° C, the indicator goes out. |  | Knobs control |