



DWAFI6224-4 SMEG FULLY-INTEGRATED DISHWASHER



ORBITAL WASH SYSTEM

Smeg's orbital wash system has a major spray arm and satellite spray arm which spins ten times for every single revolution of the major spray arm to ensure water is thoroughly distributed in-between every piece in the wash for exceptional results.



HYGIENE 99.9%

High-temperature washing programme. The 75° rinse guarantees the removal of 99.9% of germs and bacteria, making it ideal for sanitising cutting boards and baby's bottles.

DRY ASSIST + AUTO DOOR OPEN-

In addition to saving energy, it ensures perfect drying of the dishes by opening the door automatically at the end of the wash cycle

FULL EXPRESS 60'

The Full Express 60' program is designed to wash and dry a full load of crockery and glassware in 1 hour, making it ideal for everyday use.

DELAY TIMER

Every Smeg dishwasher has a delay start option, which allows you to operate the machine during periods of off-peak or lower energy tariffs. The combination of excellent water and energy savings combined with time of use can ensure much lower running costs.

EAN 8017709344047

| | |
|------------------------|---|
| Size | 598mmW x 570mmD x 818mm-888mmH |
| Capacity | 14 place settings |
| Finish | Fully integrated |
| Display | Time remaining indicator |
| Programs | 10 wash programs |
| End of cycle indicator | On display, with acoustic signal |
| Baskets | 2 levels + cutlery basket |
| Wash system | Orbital Wash System |
| Water softener | No |
| Temperatures | 7 - 38°, 45°, 50°, 55°, 65°, 70°, 75° C |
| Features | Upper basket adjustable in three levels Special programs Maintenance program 1/2 load Flexizone Self Balancing hinges |
| Water connection | Cold or hot water connection (60°C max) |
| Delay start | up to 24 hours, with automatic soak |
| Filter system | Stainless steel 5 stage filtration |
| Drying | Natural condenser drying, with Dry Assist + automatic door opening system at the end of the cycle |
| Safety | Total Acquastop anti flood protection system Child safety system (control lock) |
| Noise | 47dBA |
| Energy consumption | 230 kWh per year using Normal ECO program |
| Water consumption | 11.3 litres per wash cycle using Normal ECO program |
| Power | 1800 W 220-240V /50 Hz/10 amp |
| Warranty | Two years parts and labour |



DISHWASHERS

Wash programs



Soak



Crystal



Eco



Mix



Intensive

Additional functions



Delay start



Half load



DryAssist+



Special

Special wash programs



Express



Delicate



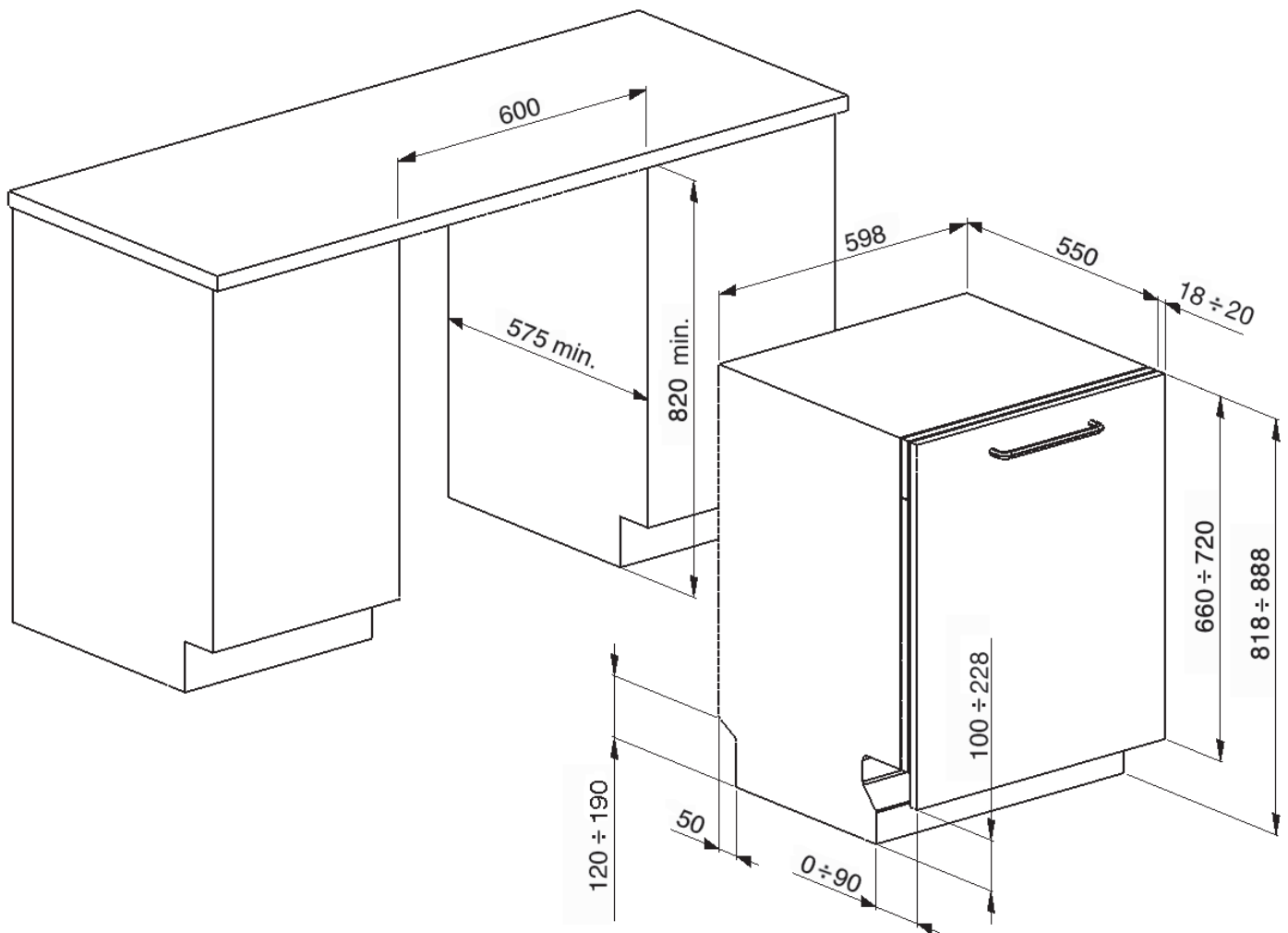
Light soil



Full Express



Hygiene



PLEASE NOTE: drawings are not to scale. They are to assist only.

WARNING: technical specifications and product sizes can be varied by the manufacturer without notice.

Cutouts for appliances should only be by physical product measurements. The above information is indicative only.