

# R-WB640VT0

638lt 4 Door French Door INVERTER Refrigerator

## LARGE FRENCH DOOR SERIES


### Features

- 638lt Capacity
- 4 Door French Door
- INVERTER refrigerator
- Only 542kWh per year power consumption
- Vacuum Compartment (+1°C/ -1°C)
- Warranty: 5 Year Parts & Labour Warranty (Additional 5 Years Parts Warranty on the Inverter Compressor)
- VIP Insulation
- LED Lighting
- Tempered Glass Shelves
- Selectable Zone (Refrigerator, Chill/Meat, Soft freeze and Freezer)
- Auto Ice Maker
- Touch Screen Controls
- Dual Sensing Control (with Eco Thermo-Sensor)
- Quick Cooling
- Quick Freezing
- Powerful Deodorization
- Mould proof Door Gasket
- No Frost | CFC & HFC-Free
- Tempered Glass Door
- Finish: Black Glass, Mauve Glass

**INVERTER**  
x  
**Dual Fan Cooling**



**Powerful Deodorization**



R-WB640VT0GBK Glass Black

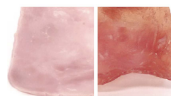
### Vacuum Compartment

Hitachi innovation at its finest and most consistent: the sealed pressure-resistant vacuum realises and maintains the vacuumed environment. A vacuum pump extracts air and reduces oxygen to achieve approx. 0.8 atm.



Moisture Retention Level

Sliced Ham



94.9%

Vacuum Compartment

32.8%

Refrigerator Compartment

Salmon



96.8%

Vacuum Compartment

73.1%

Refrigerator Compartment

Vacuum means the space where the pressure is lower than the atmospheric pressure. The pressure in the Vacuum Compartment is about 0.8 atm, which is lower than the atmospheric pressure.

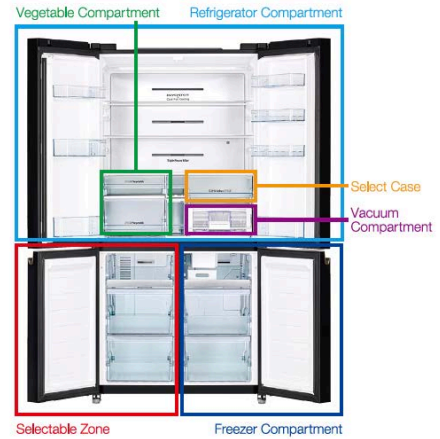
### Selectable Zone

The Selectable Zone feature allows you to customise mode settings based on your storage and lifestyle needs: Refrigerator(3° C) , Chill/Meat (1 ° C), Soft Freeze (-3° C), Freezer (-18 to -20° C) .





R-WB640VT0GMG Glass Mauve Grey



Select Case (Dry Food - Vegetable)



Fresh Vegetables Organised Storage

## Other Features



### Dck YfZ ``Deodorisation

Triple Power Filter removes odour components and removes bacteria 99%



### Automatic Ice Maker

Ice cubes can be made automatically simply by filling the tank with water. When you want to make ice quickly switch the Quick Freezing mode ON which can make the ice approx. 24% faster.



### Quick`Cooling

When you want to cool quickly and powerfully, switch the Quick Cooling mode ON. Cooling is approx. 29% faster.



### Big yet Easy to Use

The often used refrigerator compartment is positioned for easy access. Even with a lot of food stored, you can easily find what you are after.



### Designed for Convenience

Flat glass panel controls let you change the settings with a simple touch. And a wipe is all it takes to clean the tempered glass surface.



### Premium Design

Designed with luxury in mind.. Aluminum is used for the interior for a touch of elegance and energy efficient LED lighting illuminates the interior. Sleek refined flat glass doors with recessed handles, seamlessly blends into your kitchens interior

## VIP-Vacuum Insulation Panel

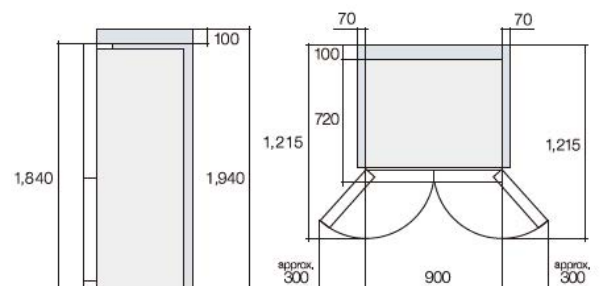
VIP is a thin panel with a very fine glass fibre vacuum inside, giving an extremely high heat insulation performance to achieve exceptional energy savings. The thinness of the VIP panel allows for greater storage capacity (when compared to thicker conventional insulation).



## INVERTER X Dual Fan Cooling



Provides optimum cooling - both the freezer and refrigerator compartments. Improved Dual Fan Cooling with dedicated fans for each compartment ensures energy saving and powerful cooling. This is supported by the Eco Thermo-Sensors that detects any temperature change separately to enable the temperature change to be maintained each of the compartments at all times.



Space required for ventilation.

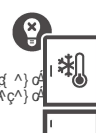
### Dck YfZ ``7 cc`]b[

0cM) 6A@ 6d a3) 0eY | 1Aæ 1AA  
1Aæ@ 6A 6A 063 A 6A06A  
1A+3 1Aæ 1A 6A 06A 1A 1A 1A 6A



### @cb[ `7 cc`? YdYf

V@A{ | 1Aæ 1A 6A 06A 1A 6A { } æd ^)  
aA æd 6A 6A 1A 6A 1A { aA 6A 06A 6A 06A }  
[ -æA ] , 1Aæ 06A 1A 1A 1A 1A 1A 1A 6A



638L Capacity:  
Freezer 243L | Refrigerator: 395L  
Dimensions: 1840(h) x 900(w) x 720(d) mm